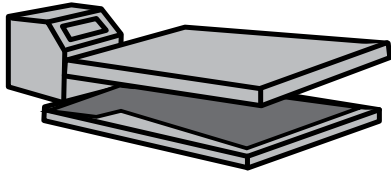


KODACOLOR Direct-to-Garment (DTG) Ink System

APPLICATION GUIDE

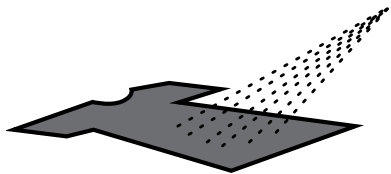
STEP 1 – PRE-HEAT SHIRT

- Press to 340°F



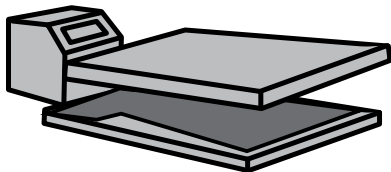
STEP 2 – PRE-TREAT SHIRT

- Spray shirt surface with approximately 30.0 grams of appropriate KODAK Pretreatment


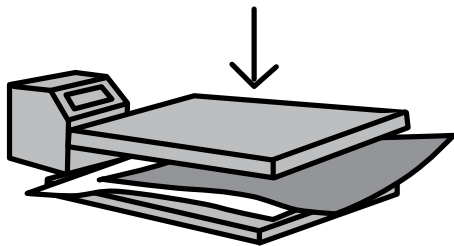


STEP 3 – CURE PRETREATED SHIRT

- Hover the heater over the shirt for 30 seconds



- Press using parchment paper with medium pressure for 30 seconds



STEP 4 – PRINT IMAGE



STEP 5 – CURE IMAGE

