

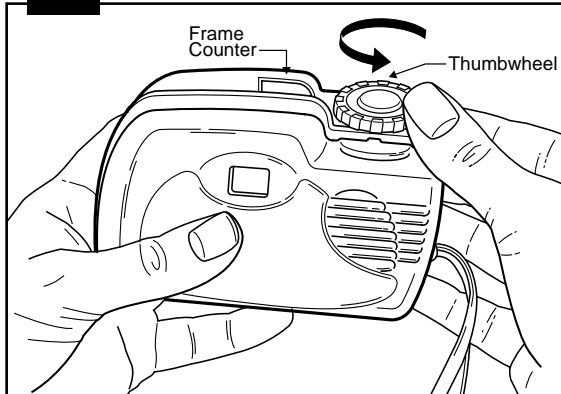


CURRENT INFORMATION SUMMARY

Opening Instructions for the KODAK MAX Sport One-Time-Use Camera

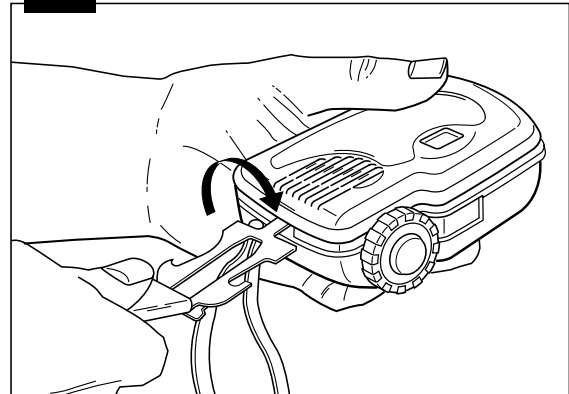
Wear eye protection when opening all cameras.

1 Wind off



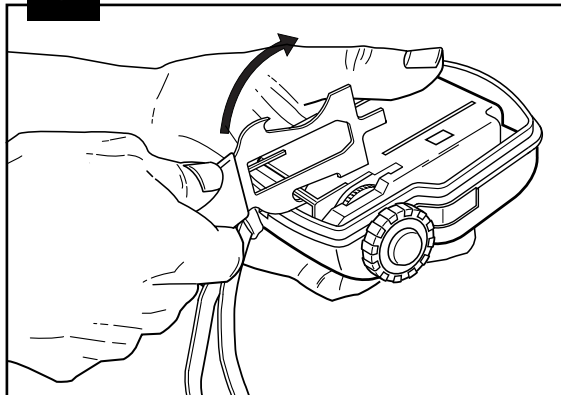
- Ensure film is completely wound off.

2 Remove Back Cover



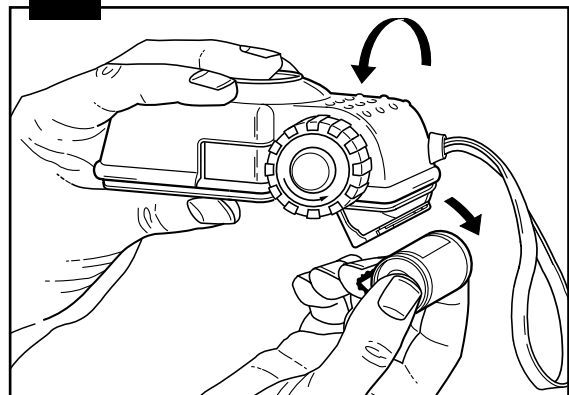
- Insert tool end as shown.
- **TWIST** to open.
- **PRY** off back cover and remove label.

3 Open Film Door



- Insert tool end as shown.
- Pry film door up to open.

4 Remove Film



- Invert camera to remove film.

CAUTION: To avoid tool slippage, be sure tool is fully engaged with the camera body before attempting opening task.

ASK YOUR ACCOUNT REPRESENTATIVE
FOR OPENING TOOL.

Current Information Summaries provide information of limited or specific application. Responsibility for judging the timeliness and applicability of the information to a specific photographic use rests with the end user.

Consumer Imaging
EASTMAN KODAK COMPANY • ROCHESTER, NY 14650

