

**Kodak self-declares our 2009 Global Sustainability Report to GRI Application Level B.**

**KEY:** = Fully Reported    = Partially Reported    = Not Reported












GRI Guideline		Coverage	Location
<b>Vision and Strategy</b>			
1.1	Statement from the most senior decision-maker of the organization about the relevance of sustainability to the organization and its strategy.		<a href="#">Leadership Message</a>
1.2	Description of key impacts, risks, and opportunities.		<a href="#">Leadership Message</a> <a href="#">Performance Data</a> <a href="#">Goals</a> <a href="#">Sustainability Framework</a>
<b>Organizational Profile</b>			
2.1	Name of the organization.		<a href="#">Company Profile</a> <a href="#">2009 Annual Report p. 1</a>
2.2	Primary brands, products, and/or services.		<a href="#">Company Profile</a> <a href="#">2009 Annual Report p. 4-7</a>
2.3	Operational structure of the organization, including main divisions, operating companies, subsidiaries, and joint ventures.		<a href="#">Company Profile</a> <a href="#">2009 Annual Report p. 134-135</a>
2.4	Location of organization's headquarters.		<a href="#">Company Profile</a> <a href="#">2009 Annual Report p. 4</a>
2.5	Number of countries where the organization operates, and names of countries with either major operations or that are specifically relevant to the sustainability issues covered in the report.		<a href="#">Company Profile</a> <a href="#">2009 Annual Report p. 16</a>
2.6	Nature of ownership and legal form.		<a href="#">Company Profile</a> <a href="#">2009 Annual Report p. 4</a>
2.7	Markets served (including geographic breakdown, sectors served, and types of customers/beneficiaries).		<a href="#">Company Profile</a>
2.8	Scale of the reporting organization.		<a href="#">Company Profile</a> <a href="#">Performance Data</a> <a href="#">2009 Annual Report p. 8, 33-37, 55-56, 178(36)*</a> <a href="#">Investor Center</a>
2.9	Significant changes during the reporting period regarding size, structure, or ownership.		<a href="#">2009 Annual Report p. 4</a>
2.10	Awards received in the reporting period.		<a href="#">Back Cover of Report</a>
<b>Reporting Parameters</b>			
3.1	Reporting period.		<a href="#">Report Scope</a>
3.2	Date of most recent previous report.		<a href="#">Report Scope</a>
3.3	Reporting cycle (annual, biennial, etc.).		<a href="#">Report Scope</a>
3.4	Contact point for questions regarding the report or its contents.		<a href="#">Report Scope</a>
3.5	Process for defining report content, including: determining materiality; prioritizing topics within the report; and identifying stakeholders the organization expects to use the report.		<a href="#">Report Scope</a>
3.6	Boundary of the report.		<a href="#">Report Scope</a>
3.7	State any specific limitations on the scope or boundary of the report.		<a href="#">Report Scope</a>

3.8	Basis for reporting on joint ventures, subsidiaries, leased facilities, outsourced operations, and other entities that can significantly affect comparability from period to period and/or between organization.	<input type="checkbox"/>	<a href="#">Report Scope</a>
3.9	Data measurement techniques and the bases of calculations.	<input type="checkbox"/>	<a href="#">Report Scope</a>
3.10	Explanation of the effect of any re-statements of information provided in earlier reports, and the reasons for such re-statement.	<input type="checkbox"/>	<a href="#">2009 Annual Report p. 8</a>
3.11	Significant changes from previous reporting periods in the scope, boundary, or measurement methods applied in the report.	<input type="checkbox"/>	<a href="#">Report Scope</a>
3.12	Table identifying the location of the Standard Disclosures in the report.	<input type="checkbox"/>	
3.13	Policy and current practice with regard to seeking external assurance for the report.	<input type="checkbox"/>	<a href="#">Report Scope</a>
<b>Governance</b>			
4.1	Governance structure of the organization, including committees under the highest governance body responsible for specific tasks, such as setting strategy or organizational oversight.	<input type="checkbox"/>	<a href="#">Governance</a> <a href="#">2009 Annual Report p. 161-172 (17-28)*</a>
4.2	Indicate whether the Chair of the highest governance body is also an executive officer (and, if so, their function within the organization's management and the reasons for this arrangement).	<input type="checkbox"/>	<a href="#">2009 Annual Report p. 173 (29)*</a> <a href="#">Investor Center</a>
4.3	For organizations that have a unitary board structure, state the number of members of the highest governance body that are independent and/or non-executive members.	<input type="checkbox"/>	<a href="#">2009 Annual Report p. 161 (17)*</a> <a href="#">Investor Center</a>
4.4	Mechanisms for shareholders and employees to provide recommendations or direction to the highest governance body.	<input type="checkbox"/>	<a href="#">2009 Annual Report p. 174 (30)*</a> <a href="#">Investor Center</a>
4.5	Linkage between compensation for members of the highest governance body, senior managers, and executives (including departure arrangements), and the organization's performance (including social and environmental performance).	<input type="checkbox"/>	<a href="#">2009 Annual Report p. 176-182; 186-200 (32-38; 42-56)*</a>
4.6	Processes in place for the highest governance body to ensure conflicts of interest are avoided.	<input type="checkbox"/>	<a href="#">Investor Center</a>
4.7	Process for determining the qualifications and expertise of the members of the highest governance body for guiding the organization's strategy on economic, environmental, and social topics.	<input type="checkbox"/>	<a href="#">Investor Center</a>
4.8	Internally developed statements of mission or values, codes of conduct, and principles relevant to economic, environmental, and social performance and the status of their implementation.	<input type="checkbox"/>	<a href="#">Sustainability Framework</a>
4.9	Procedures of the highest governance body for overseeing the organization's identification and management of economic, environmental, and social performance, including relevant risks and opportunities, and adherence or compliance with internationally agreed standards, codes of conduct, and principles.	<input type="checkbox"/>	<a href="#">2009 Annual Report p. 170-172 (26-28)*</a> <a href="#">Investor Center</a>
4.10	Processes for evaluating the highest governance body's own performance, particularly with respect to economic, environmental, and social performance.	<input type="checkbox"/>	<a href="#">Governance</a> <a href="#">Investor Center</a>
4.11	Explanation of whether and how the precautionary approach or principle is addressed by the organization.	<input type="checkbox"/>	<a href="#">2009 Annual Report p. 175-176 (31-32)*</a>
4.12	Externally developed economic, environmental, and social charters, principles, or other initiatives to which the organization subscribes or endorses.	<input type="checkbox"/>	<a href="#">Sustainability Framework</a>

4.13	Memberships in associations (such as industry associations) and/or national/international advocacy organizations in which the organization: Has positions in governance bodies; Participates in projects or committees; Provides substantive funding beyond routine membership dues; or Views membership as strategic.	<input checked="" type="checkbox"/>	<a href="#">Governance</a>
4.14	List of stakeholder groups engaged by the organization.	<input checked="" type="checkbox"/>	<a href="#">Stakeholder Engagement</a> <a href="#">Report Scope</a>
4.15	Basis for identification and selection of stakeholders with whom to engage.	<input checked="" type="checkbox"/>	<a href="#">Report Scope</a> <a href="#">Stakeholder Engagement</a>
4.16	Approaches to stakeholder engagement, including frequency of engagement by type and by stakeholder group.	<input checked="" type="checkbox"/>	<a href="#">Report Scope</a> <a href="#">Stakeholder Engagement</a> <a href="#">Innovation</a> <a href="#">Stewardship</a> <a href="#">Responsibility</a>
4.17	Key topics and concerns that have been raised through stakeholder engagement, and how the organization has responded to those key topics and concerns, including through its reporting.	<input checked="" type="checkbox"/>	<a href="#">Stakeholder Engagement</a>
<b>Performance: Economic</b>			
Management Disclosure		<input checked="" type="checkbox"/>	<a href="#">Leadership Message</a> <a href="#">Company Profile</a> <a href="#">Performance Data</a> <a href="#">Goals</a> <a href="#">Sustainability Framework</a> <a href="#">2009 Annual Report p. 4-16</a> <a href="#">Investor Center</a>
EC1	Direct economic value generated and distributed, including revenues, operating costs, employee compensation, donations and other community investments, retained earnings, and payments to capital providers and governments.	<input checked="" type="checkbox"/>	<a href="#">Company Profile</a> <a href="#">Performance Data</a>
EC2	Financial implications and other risks and opportunities for the organization's activities due to climate change.	<input checked="" type="checkbox"/>	<a href="#">Innovation: Reductions in Energy Use and GHG Emissions</a>
EC3	Coverage of the organization's defined benefit plan obligations.	<input checked="" type="checkbox"/>	<a href="#">2009 Annual Report p. 92-93</a>
EC4	Significant financial assistance received from government.	<input type="checkbox"/>	
EC5	Range of ratios of standard entry level wage compared to local minimum wage at significant locations of operation.	<input type="checkbox"/>	
EC6	Policy, practices, and proportion of spending on locally-based suppliers at significant locations of operation.	<input checked="" type="checkbox"/>	<a href="#">Stakeholder Engagement</a> <a href="#">Responsibility: Supplier Diversity</a>
EC7	Procedures for local hiring and proportion of senior management hired from the local community at locations of significant operation.	<input type="checkbox"/>	
EC8	Development and impact of infrastructure investments and services provided primarily for public benefit through commercial, in-kind, or pro bono engagement.	<input checked="" type="checkbox"/>	<a href="#">Performance Data</a> <a href="#">Responsibility: Community Relations</a>
EC9	Understanding and describing significant indirect economic impacts, including the extent of impacts.	<input checked="" type="checkbox"/>	<a href="#">2009 Annual Report p. 11</a>
<b>Performance: Environmental</b>			
Management Disclosure		<input checked="" type="checkbox"/>	<a href="#">Leadership Message</a> <a href="#">Performance Data</a> <a href="#">Goals</a> <a href="#">Governance</a> <a href="#">Sustainability Framework</a> <a href="#">Responsibility: Supplier</a> <a href="#">HSE Policy</a>

EN1	Materials used by weight or volume.	<input type="checkbox"/>	
EN2	Percentage of materials used that are recycled input materials.	<input type="checkbox"/>	
EN3	Direct energy consumption by primary energy source.	<input checked="" type="checkbox"/>	<a href="#">Innovation: Reductions in Energy Use and GHG Emissions</a>
EN4	Indirect energy consumption by primary source.	<input checked="" type="checkbox"/>	<a href="#">Innovation: Reductions in Energy Use and GHG Emissions</a>
EN5	Energy saved due to conservation and efficiency improvements.	<input checked="" type="checkbox"/>	<a href="#">Innovation: Reductions in Energy Use and GHG Emissions</a>
EN6	Initiatives to provide energy-efficient or renewable energy based products and services, and reductions in energy requirements as a result of these initiatives.	<input checked="" type="checkbox"/>	<a href="#">Performance Data Goals</a> <a href="#">Innovation: Reductions in Energy Use and GHG Emissions</a> <a href="#">Stewardship: Product Stewardship</a>
EN7	Initiatives to reduce indirect energy consumption and reductions achieved.	<input checked="" type="checkbox"/>	<a href="#">Innovation: Reductions in Energy Use and GHG Emissions</a>
EN8	Total water withdrawal by source.	<input checked="" type="checkbox"/>	<a href="#">Performance Data</a> <a href="#">Stewardship: Water</a>
EN9	Water sources significantly affected by withdrawal of water.	<input type="checkbox"/>	
EN10	Percentage and total volume of water recycled and reused.	<input checked="" type="checkbox"/>	<a href="#">Performance Data</a> <a href="#">Stewardship: Water</a>
EN11	Location and size of land owned, leased, managed in, or adjacent to, protected areas and areas of high biodiversity value outside protected areas.	<input type="checkbox"/>	
EN12	Description of significant impacts of activities, products, and services on biodiversity in protected areas and areas of high biodiversity value outside protected areas.	<input checked="" type="checkbox"/>	<a href="#">Stewardship: Paper</a>
EN13	Habitats protected or restored.	<input type="checkbox"/>	
EN14	Strategies, current actions, and future plans for managing impacts on biodiversity.	<input checked="" type="checkbox"/>	<a href="#">Stewardship: Paper</a>
EN15	Number of IUCN Red List species and national conservation list species with habitats in areas affected by operations, by level of extinction risk.	<input type="checkbox"/>	
EN16	Total direct and indirect greenhouse gas emissions by weight.	<input checked="" type="checkbox"/>	<a href="#">Innovation: Reductions in Energy Use and GHG Emissions</a>
EN17	Other relevant indirect greenhouse gas emissions by weight.	<input checked="" type="checkbox"/>	<a href="#">Innovation: Reductions in Energy Use and GHG Emissions</a>
EN18	Initiatives to reduce greenhouse gas emissions and reductions achieved.	<input checked="" type="checkbox"/>	<a href="#">Innovation: Reductions in Energy Use and GHG Emissions</a>
EN19	Emissions of ozone-depleting substances by weight.	<input type="checkbox"/>	
EN20	NO, SO, and other significant air emissions by type and weight.	<input checked="" type="checkbox"/>	<a href="#">Eastman Business Park Sustainability Report</a>
EN21	Total water discharge by quality and destination.	<input checked="" type="checkbox"/>	<a href="#">Performance Data</a> <a href="#">Stewardship: Water</a>
EN22	Total weight of waste by type and disposal method.	<input checked="" type="checkbox"/>	<a href="#">Performance Data</a>
EN23	Total number and volume of significant spills.	<input type="checkbox"/>	
EN24	Weight of transported, imported, exported, or treated waste deemed hazardous under the terms of the Basel Convention Annex I, II, III, and VIII, and percentage of transported waste shipped internationally.	<input checked="" type="checkbox"/>	<a href="#">Eastman Business Park Sustainability Report</a>

EN25	Identity, size, protected status, and biodiversity value of water bodies and related habitats significantly affected by the reporting organization's discharges of water and runoff.	<input type="checkbox"/>	<a href="#">Eastman Business Park Sustainability Report</a>
EN26	Initiatives to mitigate environmental impacts of products and services, and extent of impact mitigation.	<input checked="" type="checkbox"/>	<a href="#">Goals</a> <a href="#">Performance Data</a> <a href="#">Innovation: Products</a> <a href="#">Stewardship: Product Stewardship</a>
EN27	Percentage of products sold and their packaging materials that are reclaimed by category.	<input type="checkbox"/>	<a href="#">Stewardship: Product Stewardship</a>
EN28	Monetary value of significant fines and total number of non-monetary sanctions for noncompliance with environmental laws and regulations.	<input checked="" type="checkbox"/>	<a href="#">Compliance</a>
EN29	Significant environmental impacts of transporting products and other goods and materials used for the organization's operations, and transporting members of the workforce.	<input type="checkbox"/>	
EN30	Total environmental protection expenditures and investments by type.	<input checked="" type="checkbox"/>	<a href="#">Compliance</a> <a href="#">2009 Annual Report p. 78</a>
<b>Performance: Labor Practice and Decent Work</b>			
Management Disclosure		<input type="checkbox"/>	<a href="#">Performance Data</a> <a href="#">Goals</a> <a href="#">Governance</a> <a href="#">Sustainability Framework</a> <a href="#">Diversity</a> <a href="#">go/sustainability: Governance</a>
LA1	Total workforce by employment type, employment contract, and region.	<input type="checkbox"/>	<a href="#">Company Profile</a> <a href="#">Performance Data</a>
LA2	Total number and rate of employee turnover by age group, gender, and region.	<input type="checkbox"/>	
LA3	Benefits provided to full-time employees that are not provided to temporary or part-time employees, by major operations.	<input type="checkbox"/>	<a href="#">2009 Annual Report p. 92-95</a> <a href="#">Compensation and Benefits</a>
LA4	Percentage of employees covered by collective bargaining agreements.	<input type="checkbox"/>	
LA5	Minimum notice period(s) regarding operational changes, including whether it is specified in collective agreements.	<input type="checkbox"/>	
LA6	Percentage of total workforce represented in formal joint management-worker health and safety committees that help monitor and advise on occupational health and safety programs.	<input type="checkbox"/>	
LA7	Rates of injury, occupational diseases, lost days, and absenteeism, and number of work related fatalities by region.	<input checked="" type="checkbox"/>	<a href="#">Performance Data</a> <a href="#">Stewardship: Health and Safety</a>
LA8	Education, training, counseling, prevention, and risk-control programs in place to assist workforce members, their families, or community members regarding serious diseases.	<input checked="" type="checkbox"/>	<a href="#">Stewardship: Health and Safety</a> <a href="#">Responsibility: Investing in Employees</a>
LA9	Health and safety topics covered in formal agreements with trade unions.	<input type="checkbox"/>	
LA10	Average hours of training per year per employee by employee category.	<input checked="" type="checkbox"/>	<a href="#">Responsibility: Investing in Employees</a>
LA11	Programs for skills management and lifelong learning that support the continued employability of employees and assist them in managing career endings.	<input checked="" type="checkbox"/>	<a href="#">Responsibility: Investing in Employees</a>
LA12	Percentage of employees receiving regular performance and career development reviews.	<input checked="" type="checkbox"/>	<a href="#">Responsibility: Investing in Employees</a>
LA13	Composition of governance bodies and breakdown of employees per category according to gender, age group, minority group membership, and other indicators of diversity.	<input type="checkbox"/>	<a href="#">Performance Data</a> <a href="#">2009 Annual Report p. 164-169 (20-25)*</a>
LA14	Ratio of basic salary of men to women by employee category.	<input type="checkbox"/>	

Performance: Human Rights		
Management Disclosure		 <a href="#">Performance Data</a> <a href="#">Goals</a> <a href="#">Governance</a> <a href="#">Sustainability Framework</a> <a href="#">Responsibility: Supplier</a> <a href="#">Supplier Performance Standard</a> <a href="#">Diversity</a>
HR1	Percentage and total number of significant investment agreements that include human rights clauses or that have undergone human rights screening.	 <a href="#">Responsibility: Supplier</a>
HR2	Percentage of significant suppliers and contractors that have undergone screening on human rights and actions taken.	<a href="#">Responsibility: Supplier</a>
HR3	Total hours of employee training on policies and procedures concerning aspects of human rights that are relevant to operations, including the percentage of employees trained.	<a href="#">Governance</a>
HR4	Total number of incidents of discrimination and actions taken.	
HR5	Operations identified in which the right to exercise freedom of association and collective bargaining may be at significant risk, and actions taken to support these rights.	<a href="#">Responsibility: Supplier</a>
HR6	Operations identified as having significant risk for incidents of child labor, and measures taken to contribute to the elimination of child labor.	<a href="#">Responsibility: Supplier</a>
HR7	Operations identified as having significant risk for incidents of forced or compulsory labor, and measures taken to contribute to the elimination of forced or compulsory labor.	<a href="#">Responsibility: Supplier</a>
HR8	Percentage of security personnel trained in the organization's policies or procedures concerning aspects of human rights that are relevant to operations.	
HR9	Total number of incidents of violations involving rights of indigenous people and actions taken.	 <a href="#">Responsibility: Supplier</a>
Performance: Society		
Management Disclosure		 <a href="#">Performance Data</a> <a href="#">Goals</a> <a href="#">Governance</a> <a href="#">Sustainability Framework</a> <a href="#">Stewardship: Privacy</a> <a href="#">Responsibility: Supplier</a> <a href="#">Responsibility: Community Relations</a> <a href="#">Community Affairs</a>
SO1	Nature, scope, and effectiveness of any programs and practices that assess and manage the impacts of operations on communities, including entering, operating, and exiting.	 <a href="#">Responsibility: Community Relations</a>
SO2	Percentage and total number of business units analyzed for risks related to corruption.	 <a href="#">Governance</a>
SO3	Percentage of employees trained in organization's anti-corruption policies and procedures.	 <a href="#">Performance Data</a> <a href="#">Governance</a>
SO4	Actions taken in response to incidents of corruption.	 <a href="#">Governance</a>
SO5	Public policy positions and participation in public policy development and lobbying.	

SO6	Total value of financial and in-kind contributions to political parties, politicians, and related institutions by country.	<input type="checkbox"/>	
SO7	Total number of legal actions for anticompetitive behavior, anti-trust, and monopoly practices and their outcomes.	<input checked="" type="checkbox"/>	<a href="#">2009 Annual Report p. 16-18</a>
SO8	Monetary value of significant fines and total number of non-monetary sanctions for noncompliance with laws and regulations.	<input checked="" type="checkbox"/>	<a href="#">2009 Annual Report p. 16-18</a>
<b>Performance: Product Responsibility</b>			
Management Disclosure		<input checked="" type="checkbox"/>	<a href="#">Performance Data</a> <a href="#">Goals</a> <a href="#">Governance</a> <a href="#">Sustainability Framework</a> <a href="#">Stewardship: Product Stewardship</a> <a href="#">Stewardship: Privacy</a> <a href="#">HSE Policy</a>
PR1	Life cycle stages in which health and safety impacts of products and services are assessed for improvement, and percentage of significant products and services categories subject to such procedures.	<input checked="" type="checkbox"/>	<a href="#">Stewardship: Product Stewardship</a>
PR2	Total number of incidents of non-compliance with regulations and voluntary codes concerning health and safety impacts of products and services during their life cycle, by type of outcomes.	<input type="checkbox"/>	
PR3	Type of product and service information required by procedures and percentage of significant products and services subject to such information requirements.	<input type="checkbox"/>	
PR4	Total number of incidents of non-compliance with regulations and voluntary codes concerning product and service information and labeling, by type of outcomes.	<input type="checkbox"/>	
PR5	Practices related to customer satisfaction, including results of surveys measuring customer satisfaction.	<input type="checkbox"/>	
PR6	Programs for adherence to laws, standards, and voluntary codes related to marketing communications, including advertising, promotion, and sponsorship.	<input type="checkbox"/>	
PR7	Total number of incidents of non-compliance with regulations and voluntary codes concerning marketing communications, including advertising, promotion, and sponsorship by type of outcomes.	<input type="checkbox"/>	
PR8	Total number of substantiated complaints regarding breaches of customer privacy and losses of customer data.	<input type="checkbox"/>	
PR9	Monetary value of significant fines for noncompliance with laws and regulations concerning the provision and use of products and services.	<input type="checkbox"/>	
*Page numbers provided in ( ) apply to the hard copy Notice of 2010 Annual Meeting and Proxy Statement, which is part of the Eastman Kodak Company 2009 Annual Report on Form 10-K.			